

# LEOPARD 32 M/Y ATHOS



AMAZING SPORTY AND VERY FAST 32 MT PLEASURE YACHT, WITH VERY ELEGANT SLEEK AND MODERN LINES WITH COMFORTABLE AND LUXURIOUS INTERIOR AND EXTERIOR ACCOMMODATIONS.



**POWERED BY THREE 2000 HP MTU ENGINES  
AND DRIVEN BY THREE KAMEWA HYDROJETS,  
THIS YACHT IS CAPABLE OF REACHING MAX 38  
KNOTS WITH A CRUISING SPEED OF 28 KNOTS.**



# BOW VIEW



## THE RELAX / SUNDECK BOW AREA



## STERN VIEW



## THE AMAZING STERN SUNDECK AREA



# THE EXCLUSIVE AND COMFORTABLE DINING AREA



## THE FLYBRIDGE WITH EXTRA LARGE SUNDECK





THE FLYBRIDGE WITH  
TABLE AND JACUZZI



## THE FLYBRIDGE CONTROL PANEL



THE LOUNGE WITH DINING ROOM AND ORIGINAL BAR  
OFFERS THE BEST HOSPITALITY AT ALL LEVELS



# THE LOUNGE WITH DINING ROOM AND ITS LARGE TABLE UP TO 12 PERSON



## THE MAIN CONTROL PANEL



## THE LARGE AND LUXURIOUS OWNER'S CABIN



## THE LARGE AND LUXURIOUS OWNER'S CABIN




# THE VIP CABIN





## THE VIP CABIN



# ONE COMFORTABLE CABIN WITH A DOUBLE BED



# ONE TWIN PLUS A PULLMAN BED



# THE NEW LARGE CABIN WITH A COMFORTABLE DOUBLE BED



# THE NEW LARGE CABIN WITH A COMFORTABLE DOUBLE BED



ON THE LOWER DECK, TOWARDS THE STERN, IS THE LARGE GALLEY

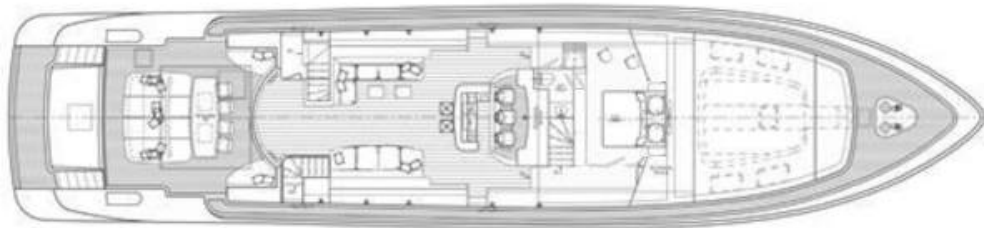
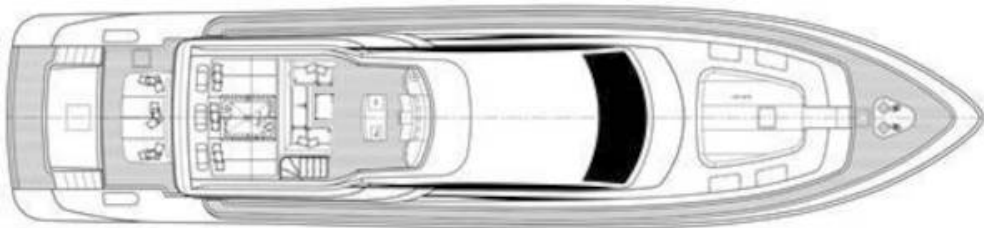


THE TRANSOM BOASTS A FAST TENDER, A SKI JET, 2 SEA BOBS  
AND A WIDE RANGE OF THE MOST TRENDY TOYS



# TECHNICAL SPECIFICATIONS

## LAYOUT



## PRINCIPAL DIMENSIONS

LENGTH OVERALL	32,20 M
FULL LENGTH	31,70 M
BEAM	7,35 M
DRAFT	1,20 M
DISPLACEMENT APPROX.	176 T
FUEL CAPACITY	12000 L
WATER CAPACITY (INCL. GALORIFIER)	4000 L

## ENGINES AND GENERATORS

MAIN ENGINES	3 MTU 16V2000 M92
GENERATORS	2 KOHLER 45 KW
WATERMAKER	IDROMAR 250 L/H
JET PROPULSION	3 KAMEWA

## OTHER SPECIFICATIONS

MAXIMUM SPEED	38 KNOTS
CRUISING SPEED	28 KNOTS
HOURLY CONSUMPTION	800/1200 LT/HOUR
RANGE	300 MILES
ACCOMODATIONS	5 CABINS - 11 BEDS
CABINS CONFIGURATION	2 QUEEN, 2 DOUBLE, 1 TWIN (WITH 3RD BED)
BATHROOMS	5 + 2 CREW
CREW CABINS	2 FOR 5 SEATS